


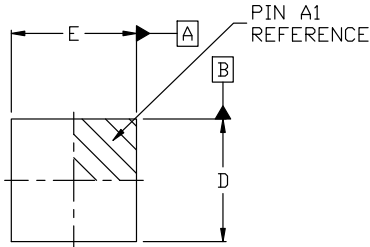
# MECHANICAL CASE OUTLINE

## PACKAGE DIMENSIONS

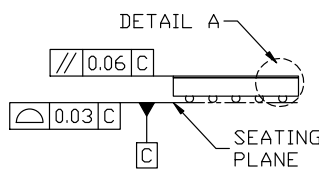


**WLCSP25 1.88x1.84x0.30, 0.35P**  
**CASE 567LA**  
**ISSUE B**

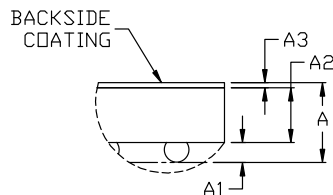
DATE 09 AUG 2023



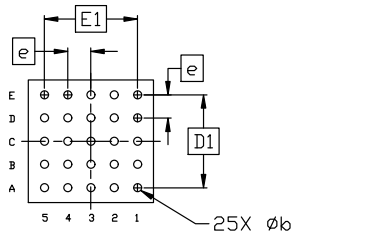
TOP VIEW



SIDE VIEW



DETAIL A  
 SCALE 3:1



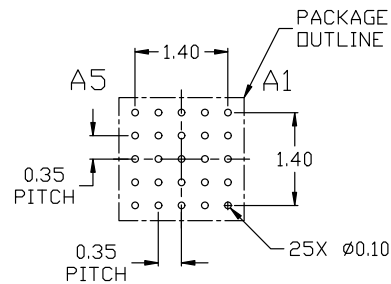
BOTTOM VIEW

$\phi$	0.030 (M)	C	A	B
$\phi$	0.030 (M)	C		

NOTES:

1. DIMENSIONING AND TOLERANCING PER ASME Y14.5M, 2009.
2. CONTROLLING DIMENSION: MILLIMETERS
3. DIMENSION b IS MEASURED AT THE MAXIMUM SOLDER BALL DIAMETER PARALLEL TO DATUM C.
4. COPLANARITY APPLIES TO THE SPHERICAL CROWNS OF THE SOLDER BALLS.
5. DATUM C, THE SEATING PLANE, IS DEFINED BY THE SPHERICAL CROWNS OF THE SOLDER BALLS.

DIM	MILLIMETERS		
	MIN.	NOM.	MAX.
A	0.360	0.400	0.440
A1	0.070	0.100	0.130
A2	0.262	0.275	0.288
A3	0.025 BSC		
b	0.095	0.125	0.155
D	1.818	1.848	1.878
D1	1.400 BSC		
E	1.854	1.884	1.914
E1	1.400 BSC		
e	0.350 BSC		



RECOMMENDED MOUNTING FOOTPRINT\*

\*FOR ADDITIONAL INFORMATION ON OUR Pb-FREE STRATEGY AND SOLDERING DETAILS, PLEASE DOWNLOAD THE ON SEMICONDUCTOR SOLDERING AND MOUNTING TECHNIQUES REFERENCE MANUAL, SOLDERM/D.

<b>DOCUMENT NUMBER:</b>	<b>98AON09032H</b>	Electronic versions are uncontrolled except when accessed directly from the Document Repository. Printed versions are uncontrolled except when stamped "CONTROLLED COPY" in red.
<b>DESCRIPTION:</b>	<b>WLCSP25 1.88x1.84x0.30, 0.35P</b>	<b>PAGE 1 OF 1</b>

onsemi and onsemi are trademarks of Semiconductor Components Industries, LLC dba onsemi or its subsidiaries in the United States and/or other countries. onsemi reserves the right to make changes without further notice to any products herein. onsemi makes no warranty, representation or guarantee regarding the suitability of its products for any particular purpose, nor does onsemi assume any liability arising out of the application or use of any product or circuit, and specifically disclaims any and all liability, including without limitation special, consequential or incidental damages. onsemi does not convey any license under its patent rights nor the rights of others.